


CMR Range.

We've taken the science behind Audio performance very seriously for over 45 years. During that time, we've carefully researched, tested and verified the performance of our products, with leading Universities and respected audio industry figures, only launching new products when we are able to contribute tangible benefits.

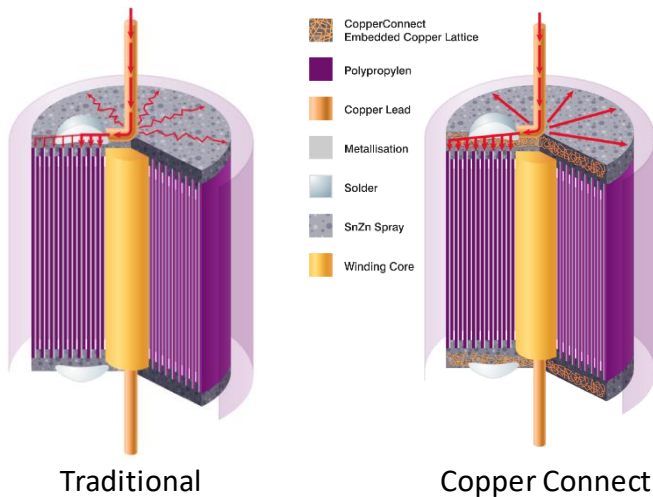
Claritycap's unique Copper Connect technology addresses a hitherto under explored area of audio capacitor performance.

Dielectric, electrode and lead wire materials have all been extensively optimised over the years. Connection of capacitor electrodes to the leads has always relied on thermal arc spray of tin-zinc, which results in hundreds of thousands of oxidized grain boundaries introducing distortion and phase shifts at boundary crossings and increasing propagation impedance with diameter. Copper Connect technology introduces an embedded copper lattice to the end connection, dramatically reducing grain boundary crossings and signal path resistance, freeing capacitor designs achieve new levels of audio performance. Taking inspiration from the highly regarded MR range, the CMR employs the same micro-phonics series film construction and acrylic tube damping. Copper Connect technology dramatically reduces grain boundary crossings in the end connection and enables designs to employ narrower films for reduced capacitor ESR without introducing the corollary increase in end connection impedance. The philosophy of eliminating as many crystal boundaries as possible is extended to the use of premium grade 1.0mm² tinned oxygen free copper leads.

We are confident you'll agree ClarityCap's commitment to innovation has once again raised the bar for audiophile film capacitor performance.



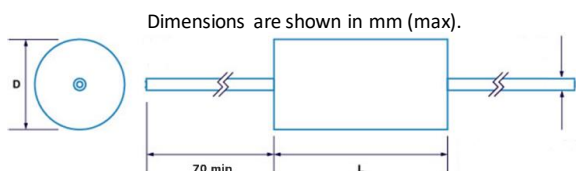
CopperConnect



Size Chart

Cap (nF/μF)	400Vdc		630Vdc		
	L (mm)	D (mm)	L (mm)	D (mm)	
2.2 μF	35	38	100 nF	25	38
2.7 μF	35	38	150 nF	25	38
3.0 μF	35	38	220 nF	25	38
3.3 μF	35	38	330 nF	25	38
3.9 μF	50	38	470 nF	35	38
4.7 μF	50	38	680 nF	35	38
5.6 μF	50	38	820 nF	35	38
6.2 μF	40	60	1.0 μF	35	38
6.8 μF	40	60	1.2 μF	40	38
8.2 μF	40	60	1.3 μF	40	38
10.0 μF	40	60	1.5 μF	40	38
12.0 μF	50	60	1.8 μF	40	60
15.0 μF	50	60	2.2 μF	40	60
16.0 μF	50	60	2.7 μF	40	60
18.0 μF	50	60	3.0 μF	40	60
22.0 μF	65	60	3.3 μF	40	60
27.0 μF	65	60	3.9 μF	40	60
35.0 μF	85	60	4.7 μF	40	60
			5.6 μF	50	60
			6.2 μF	50	60
			6.8 μF	65	60
			8.2 μF	65	60
			10.0 μF	65	60
			12.0 μF	65	60
			15.0 μF	85	60
			16.0 μF	85	60
			18.0 μF	85	60

Component Outline



*Intermediate values are available on request

Ordering Details

CMR 5u6 H 630V

CMR	Type	5u6	Capacitance in nF / μF
H	Tolerance (3%)	630V	Rated dc voltage (See size chart)

5 of 18