
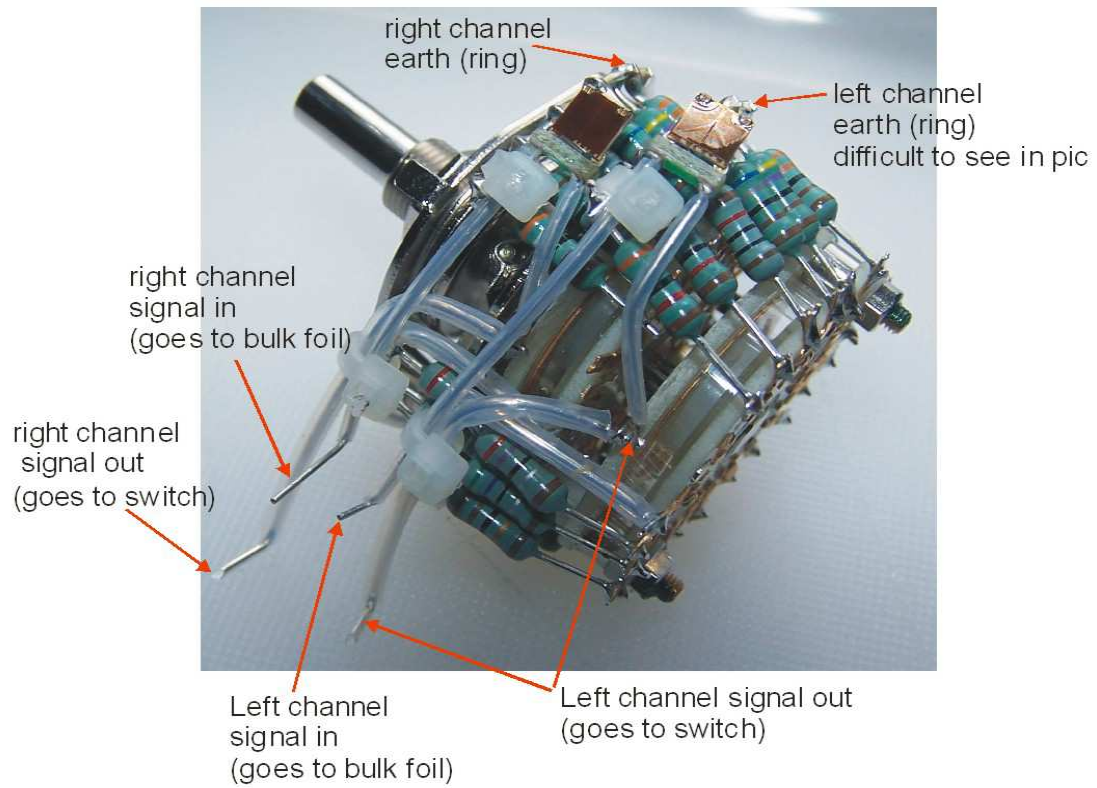



Wiring of stepped attenuator on a 23 way Seiden Switch




Wiring of stepped attenuator on a 23 way Seiden Switch

Seiden 4 pole 23 way switch
(layout is the same for the 2 pole 23 way switch)



note position
of locator lug



	connection to tag of Seiden switch			
attenuator step	channel 1	channel 2	channel 3	channel 4
1	tag 1A - channel 1 earth hoop	tag 1B - channel 2 earth hoop	tag 1C - channel 3 earth hoop	tag 1D - channel 4 earth hoop
2	2A	2B	2C	2D
3	3A	3B	3C	3D
4	4A	4B	4C	4D
5	5A	5B	5C	5D
6	6A	6B	6C	6D
7	7A	7B	7C	7D
8	8A	8B	8C	8D
9	9A	9B	9C	9D
10	10A	10B	10C	10D
11	11A	11B	11C	11D
12	12A	12B	12C	12D
13	13A	13B	13C	13D
14	14A	14B	14C	14D
15	15A	15B	15C	15D
16	16A	16B	16C	16D
17	17A	17B	17C	17D
18	18A	18B	18C	18D
19	19A	19B	19C	19D
20	20A	20B	20C	20D
21	21A	21B	21C	21D
22	22A	22B	22C	22D
23	23A - no connection	23B - no connection	23C - no connection	23D - no connection