

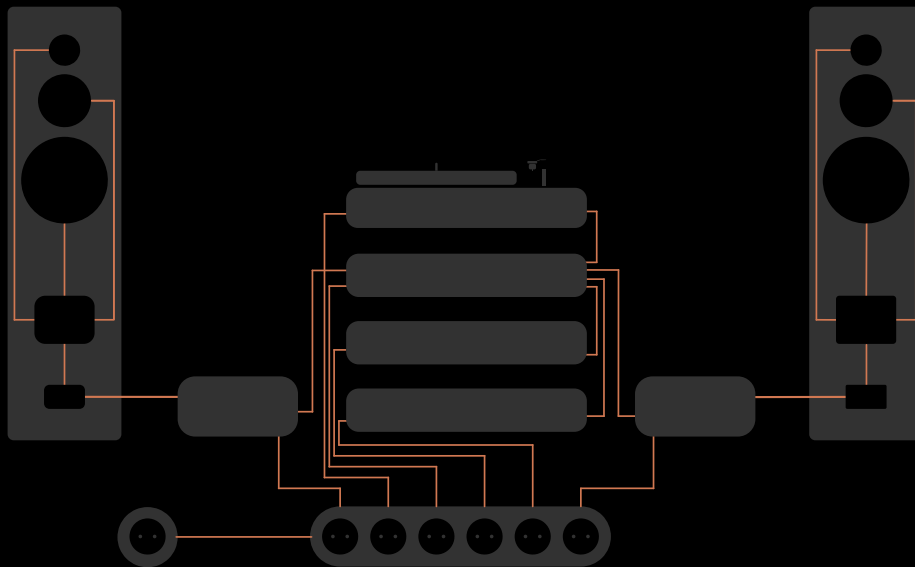
MConnect - Wires**Angelique® Copper**

The Copper Revolution in High-End Cabling




Angelique® Copper is a unique alloy of copper, silver and gold delivering a revolutionary Music-for-Money ratio. It unlocks high-end quality in cost-sensitive applications.

- Loudspeaker Internal Wiring
- Audio Electronics Internal Wiring
- Speaker Cables
- RCA Cables
- XLR Cables
- Headphone Cables
- Power Cords
- USB Cables



ACS



ACW



ACW P



ACW T



ACS • ACW • ACW P • ACW T

Angelique® Copper stranded and solid core wires

Angelique® Copper is a High Quality copper to which a specific amount of silver and gold is added. In fact, it is a CopperPlus alloy. For an audible plus when it comes to music performance. After all, we got a very particular copper-silver-gold ratio for Angelique® Copper patented. Alternative alloys with more or less silver and/or gold were not convincing in listening tests.


Products based on certain SilverGold alloys have a long tradition at Mundorf. For years, our SilverGold capacitor series are being used regularly in many state-of-the-art projects of international manufacturers, but they are also very popular with passionate DIY experts.

With Angelique® Copper every kind of music is performed right to its point. After countless internal and external listening comparisons versus HQ OFC wires, it's doubtless fair to say that the additional expressiveness and tonal richness of Angelique® Copper are due to the alloy itself.

Angelique® Copper stranded cables and solid core wires can generally be used for audio connections of all kind. Examples are the production of speaker cables and RCA cables or the internal wiring of components and loudspeakers. Furthermore, also power cords for audio devices as well as USB and AV cables from Angelique® Copper provide an audible improvement.

Symbol photos

Single wires - PVC insulation

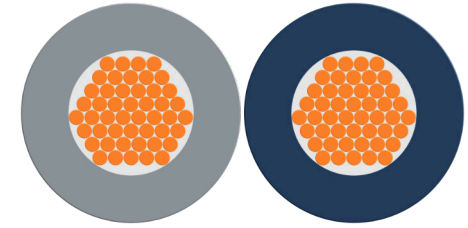
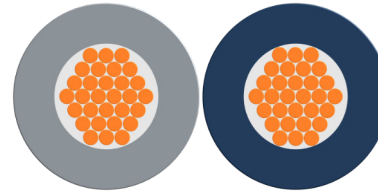


	ACS1050GY	ACS1050BU	ACS1150GY	ACS1150BU	ACS1250GY	ACS1250BU
∅ Conductor [mm]	10x 0.25	10x 0.25	30x 0.25	30x 0.25	50x 0.25	50x 0.25
A Conductor [mm²]	0.50	0.50	1.50	1.50	2.50	2.50
AWG (ca.)	20	20	15.5	15.5	13	13
Conductor	Angelique®Copper	Angelique®Copper	Angelique®Copper	Angelique®Copper	Angelique®Copper	Angelique®Copper
∅ Outer [mm]	1.6 +/-0.1	1.6 +/-0.1	3.0 +/- 0.2	3.0 +/- 0.2	3.6 +/- 0.2	3.6 +/-0.2
Bending Radius [mm]	6.5	6.5	12	12	14.5	14.5
Insulation	PVC Y18	PVC Y18	PVC T11+T12	PVC T11+T12	PVC T11+T12	PVC T11+T12
R_{dc} [mΩ/m]	35	35	12	12	7	7
U rated [V]	100	100	450	450	450	450
T max. [C°]	90	90	70	70	70	70
Colour	grey	blue	grey	blue	grey	blue
Weight [g/m]	6.2	6.2	19.7	19.7	30.3	30.3

Application suggestions	ACS1050GY	ACS1050BU	ACS1150GY	ACS1150BU	ACS1250GY	ACS1250BU
	Loudspeaker Internal Wiring: Tweeter		Loudspeaker Internal Wiring: Mid / Woofer		Loudspeaker Internal Wiring: Woofer	
	Audio Electronics Internal Wiring		Audio Electronics Internal Wiring		Audio Electronics Internal Wiring	
	RCA Cables		Speaker Cables		Speaker Cables	
	XLR Cables		Power Cords		Power Cords	
	Headphone cabling					
	& more		& more		& more	

Note:
 ACS single wires are available in customer-specific RAL colors (MOQ > 3000 m). Due to the manufacturing process, there may be slight deviations in the exact RAL color.
 ACS wires come with markings per meter. Markings serve as guides and do not indicate the exact length. They may be missing for certain production batches or older stock.

Twisted pair - PVC insulation



	ACS2050GY/BU	ACS2150GY/BU	ACS2250GY/BU
Ø Conductor [mm]	2x 10x0.25	2x 30x0.25	2x 50x0.25
A Conductor [mm²]	2x 0.50	2x 1.50	2x 2.50
AWG (ca.)	2x 20	2x 15.5	2x 13
Conductor	Angelique®Copper	Angelique®Copper	Angelique®Copper
Ø Outer [mm]	2x 1.6 +/-0.1	2x 3.0 +/-0.2	2x 3.6 +/-0.2
Bending Radius [mm]	6.5	12	14.5
Insulation	PVC Y18	PVC Y18	PVC Y18
R _{dc} [mΩ/m]	2x 35	2x 12	2x 7
U rated [V]	100	450	450
T max. [C°]	90	70	70
Colour	grey / blue	grey / blue	grey / blue
Weight [g/m]	12.8	41.4	63.7
Twist Pitch [mm]	25	30	30

Application suggestions	ACS2050GY/BU	ACS2150GY/BU	ACS2250GY/BU
	Loudspeaker Internal Wiring: Tweeter	Loudspeaker Internal Wiring: Mid / Woofer	Loudspeaker Internal Wiring: Woofer
	Audio Electronics Internal Wiring RCA Cables XLR Cables Headphone Cabling & more	Audio Electronics Internal Wiring Speaker Cables Power Cords & more	Audio Electronics Internal Wiring Speaker Cables Power Cords & more

Notes:

ACS twisted pair wires are available in customer-specific RAL colors (MOQ > 3000 m). Due to the manufacturing process, there may be deviations in the exact RAL color.

ACS cables come with markings per meter. In twisted versions, the distance between the markings is shortened during the production process. For the same reason, the markings of the two colors are not directly next to each other. Markings serve as guides and do not indicate the exact length. They may be missing for certain production batches or older stock.

Available packaging units ex works



ACS1050GY	Length [m]
ACS1050GY-00.060	60
ACS1050GY-00.500	500
ACS1050GY-01.500	1500



ACS1150GY	Length [m]
ACS1150GY-00.024	24
ACS1150GY-00.200	200
ACS1150GY-00.500	500




ACS1250GY	Length [m]
ACS1250GY-00.012	12
ACS1250GY-00.100	100
ACS1250GY-00.300	300



ACS1050BU	Length [m]
ACS1050BU-00.060	60
ACS1050BU-00.500	500
ACS1050BU-01.500	1500



ACS1150BU	Length [m]
ACS1150BU-00.024	24
ACS1150BU-00.200	200
ACS1150BU-00.500	500



ACS1250BU	Length [m]
ACS1250-BU-00.012	12
ACS1250-BU-00.100	100
ACS1250-BU-00.300	300



ACS2050GY/BU	Length [m]
ACS2050GY/BU-00.060	60
ACS2050GY/BU-00.500	500
ACS2050GY/BU-00.750	2x 750



ACS2150GY/BU	Length [m]
ACS2150GY/BU-00.024	24
ACS2150GY/BU-00.200	200
ACS2150GY/BU-00.250	2x 250

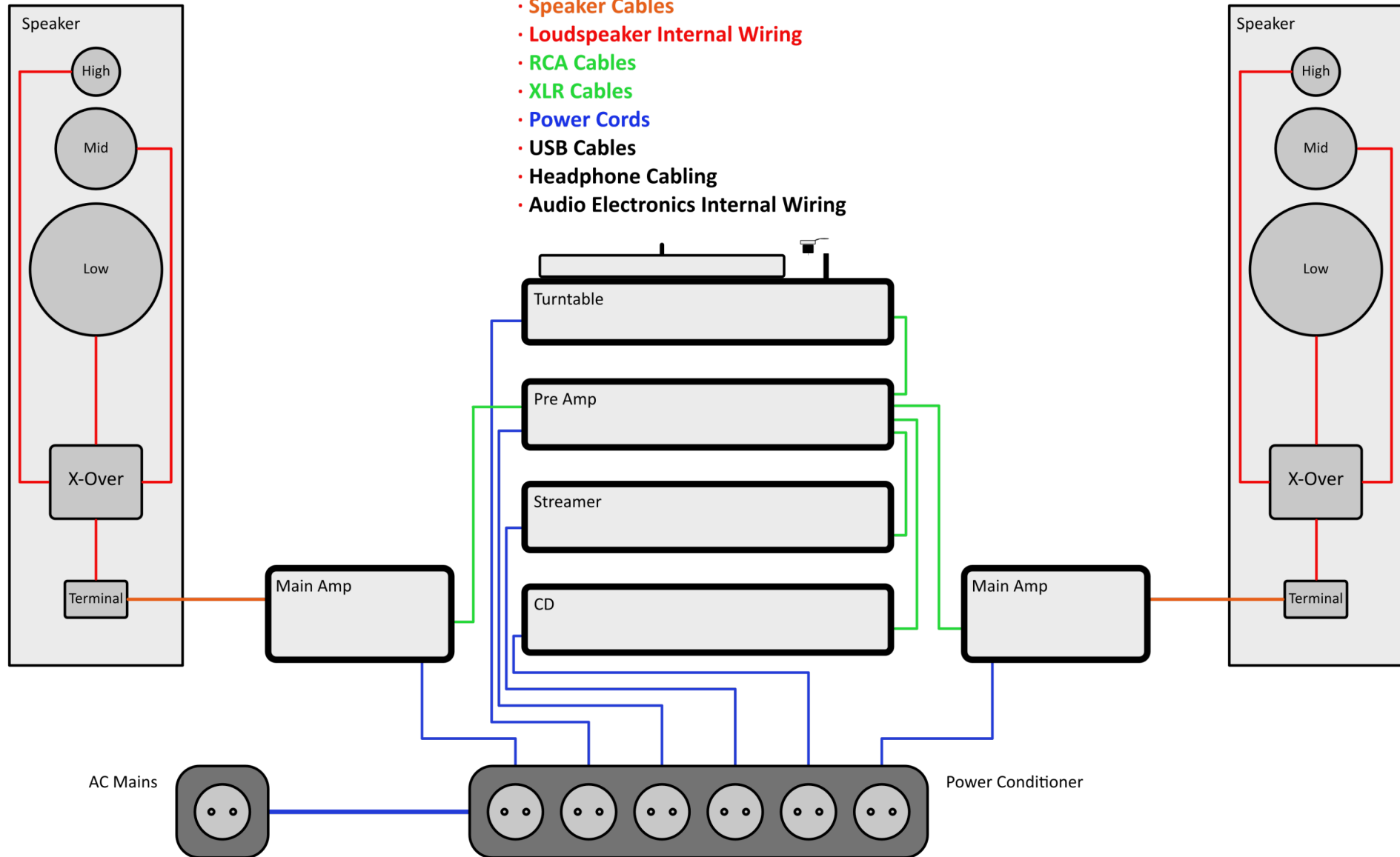


ACS2250GY/BU	Length [m]
ACS2250GY/BU-00.012	12
ACS2250GY/BU-00.100	100
ACS2250GY/BU-00.150	2x 150

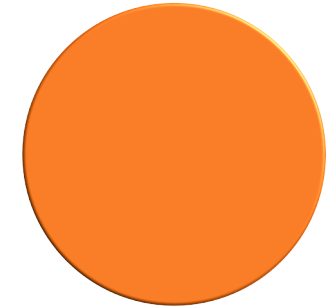
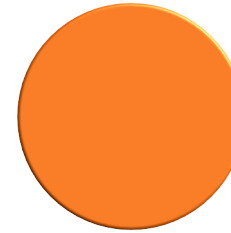
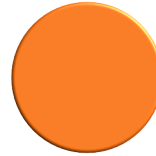
Symbol photos

Application Suggestions

- Speaker Cables
- Loudspeaker Internal Wiring
- RCA Cables
- XLR Cables
- Power Cords
- USB Cables
- Headphone Cabling
- Audio Electronics Internal Wiring



Single wires - without insulation



	ACW105	ACW110	ACW115	ACW120
∅ Conductor [mm]	0.5	1.0	1.5	2.0
A Conductor [mm²]	0.20	0.79	1.77	3.14
AWG (ca.)	24	18	15	12
Conductor	Angelique®Copper	Angelique®Copper	Angelique®Copper	Angelique®Copper
R_{dc} [mΩ/m]	87	22	10	6
Weight [g/m]	2.2	9.5	19.7	32.2
Application suggestions *	Loudspeaker Internal Wiring: Tweeter Audio Electronics Internal Wiring Bridges on circuit boards RCA Cables XLR Cables & more	Loudspeaker Internal Wiring: Tweeter / Mid Audio Electronics Internal Wiring Bridges on circuit boards Speaker Cables & more	Loudspeaker Internal Wiring: Mid / Woofer Audio Electronics Internal Wiring Bridges on circuit boards Speaker Cables & more	Loudspeaker Internal Wiring: Woofer Audio Electronics Internal Wiring Bridges on circuit boards Speaker Cables & more

* The application suggestions for non-insulated ACW versions assume that the user provides the necessary technical insulation respectively distance.

Single wires - PVC insulation





	ACW105P-BK	ACW105P-BU	ACW110P-BK	ACW110P-BU	ACW115P-BK	ACW115P-BU	ACW120P-BK	ACW120P-BU
∅ Conductor [mm]	0.5	0.5	1	1	1.5	1.5	2	2
A Conductor [mm²]	0.20	0.20	0.79	0.79	1.77	1.77	3.14	3.14
AWG (ca.)	24	24	18	18	15	15	12	12
Conductor	Angelique®Copper	Angelique®Copper	Angelique®Copper	Angelique®Copper	Angelique®Copper	Angelique®Copper	Angelique®Copper	Angelique®Copper
∅ Outer [mm]	0.9 +/-0.1	0.9 +/-0.1	1.8 +/-0.1	1.8 +/-0.1	2.4 +/-0.2	2.4 +/-0.2	3.0 +/-0.2	3.0 +/-0.2
Insulation *	PVC Y18	PVC Y18	PVC Y18	PVC Y18	PVC Y18	PVC Y18	PVC Y18	PVC Y18
R _{dc} [mΩ/m]	87	87	22	22	10	10	6	6
U rated [V]	100	100	300	300	300	300	300	300
T max. [C°]	90	90	90	90	90	90	90	90
Colour	grey	blue	grey	blue	grey	blue	grey	blue
Weight [g/m]	2.2	2.2	9.5	9.5	19.7	19.7	32.2	32.2

Application suggestions	ACW105P-BK	ACW105P-BU	ACW110P-BK	ACW110P-BU	ACW115P-BK	ACW115P-BU	ACW120P-BK	ACW120P-BU
	Loudspeaker Internal Wiring: Tweeter	Loudspeaker Internal Wiring: Tweeter / Mid	Loudspeaker Internal Wiring: Tweeter / Mid	Loudspeaker Internal Wiring: Tweeter / Mid	Loudspeaker Internal Wiring: Mid / Woofer	Loudspeaker Internal Wiring: Mid / Woofer	Loudspeaker Internal Wiring: Woofer	Loudspeaker Internal Wiring: Woofer
	Audio Electronics Internal Wiring RCA Cables XLR Cables & more	Audio Electronics Internal Wiring Speaker Cables & more	Audio Electronics Internal Wiring Speaker Cables & more	Audio Electronics Internal Wiring Speaker Cables & more	Audio Electronics Internal Wiring Speaker Cables & more	Audio Electronics Internal Wiring Speaker Cables & more	Audio Electronics Internal Wiring Speaker Cables & more	Audio Electronics Internal Wiring Speaker Cables & more

Notes:
 ACW P single wires are available in customer-specific RAL colors (MOQ > 3000 m). Due to the manufacturing process, there may be slight deviations in the exact RAL color.
 ACW P wires come with with markings per meter. Markings serve as guides and do not indicate the exact length. They may be missing for certain production batches or older stock.

Twisted pair - PVC insulation



	ACW205P-BK/BU	ACW210P-BK/BU	ACW215P-BK/BU	ACW220P-BK/BU
∅ Conductor [mm]	2x 0.5	2x 1.0	2x 1.5	2x 2.0
A Conductor [mm²]	2x 0.20	2x 0.79	2x 1.77	2x 3.14
AWG (ca.)	2x 24	2x 18	2x 15	2x 12
Conductor	Angelique®Copper	Angelique®Copper	Angelique®Copper	Angelique®Copper
∅ Outer [mm]	2x 0.9 +/-0.1	2x 1.8 +/-0.1	2x 2.4 +/-0.2	2x 3.0 +/-0.2
Insulation	PVC Y18	PVC Y18	PVC Y18	PVC Y18
R _{dc} [mΩ/m]	2x 87	2x 22	2x 10	2x 6
U rated [V]	100	300	300	300
T max. [°C]	90	90	90	90
Colour	grey / blue	grey / blue	grey / blue	grey / blue
Weight [g/m]	4.6	19.8	41.3	67.6

Application suggestions	ACW205P-BK/BU	ACW210P-BK/BU	ACW215P-BK/BU	ACW220P-BK/BU
	Loudspeaker Internal Wiring: Tweeter Audio Electronics Internal Wiring RCA Cables XLR Cables & more	Loudspeaker Internal Wiring: Tweeter / Mid Audio Electronics Internal Wiring Speaker Cables & more	Loudspeaker Internal Wiring: Mid / Woofer Audio Electronics Internal Wiring Speaker Cables & more	Loudspeaker Internal Wiring: Woofer Audio Electronics Internal Wiring Speaker Cables & more

Notes:

ACW P twisted pair wires are available in customer-specific RAL colors (MOQ > 3000 m). Due to the manufacturing process, there may be deviations in the exact RAL color.

ACW P cables come with markings per meter. In twisted versions, the distance between the markings is shortened during the production process. For the same reason, the markings of the two colors are not directly next to each other. Markings serve as guides and do not indicate the exact length. They may be missing for certain production batches or older stock.

Packaging units available ex works



ACW105P-BK	Length [m]
ACW105P-BK-00.120	120
ACW105P-BK-01.000	1000
ACW105P-BK-01.000	3000



ACW110P-BK	Length [m]
ACW110P-BK-00.036	36
ACW110P-BK-00.300	300
ACW110P-BK-01.000	1000



ACW115P-BK	Length [m]
ACW115P-BK-00.012	12
ACW115P-BK-00.120	120
ACW115P-BK-00.400	400



ACW120P-BK	Length [m]
ACW120P-BK-00.012	12
ACW120P-BK-00.080	80
ACW120P-BK-00.250	250




ACW105P-BU	Length [m]
ACW105P-BU-00.120	120
ACW105P-BU-01.000	1000
ACW105P-BU-03.000	3000



ACW110P-BU	Length [m]
ACW110P-BU-00.036	36
ACW110P-BU-00.300	300
ACW110P-BU-01.000	1000



ACW115P-BU	Length [m]
ACW115P-BU-00.012	12
ACW115P-BU-00.120	120
ACW115P-BU-00.400	400



ACW120P-BU	Length [m]
ACW120P-BU-00.012	12
ACW120P-BU-00.080	80
ACW120P-BU-00.250	250



ACW205P-BK/BU	Length [m]
ACW205P-BK/BU-00.120	120
ACW205P-BK/BU-01.000	1000
ACW205P-BK/BU-01.500	2x 1500



ACW210P-BK/BU	Length [m]
ACW210P-BK/BU-00.036	36
ACW210P-BK/BU-00.300	300
ACW210P-BK/BU-00.500	2x 500



ACW215P-BK/BU	Length [m]
ACW215P-BK/BU-00.012	12
ACW215P-BK/BU-00.120	120
ACW215P-BK/BU-00.200	2x 200



ACW220P-BK/BU	Length [m]
ACW220P-BK/BU-00.012	12
ACW220P-BK/BU-00.080	80
ACW220P-BK/BU-00.125	2x 125

Symbol photos

Single wires - Teflon insulation




	ACW105T-BK	ACW105T-BU	ACW110T-BK	ACW110T-BU	ACW115T-BK	ACW115T-BU	ACW120T-BK	ACW120T-BU
∅ Conductor [mm]	0.5	0.5	1	1	1.5	1.5	2	2
A Conductor [mm²]	0.20	0.20	0.79	0.79	1.77	1.77	3.14	3.14
AWG (ca.)	24	24	18	18	15	15	12	12
Conductor	Angelique®Copper	Angelique®Copper	Angelique®Copper	Angelique®Copper	Angelique®Copper	Angelique®Copper	Angelique®Copper	Angelique®Copper
∅ Outer [mm]	0.8 +/-0.1	0.8 +/-0.1	1.4 +/-0.1	1.4 +/-0.1	1.8 +/-0.1	1.8 +/-0.1	2.4 +/-0.1	2.4 +/-0.1
Insulation *	Teflon (PTFE)	Teflon (PTFE)	Teflon (PTFE)	Teflon (PTFE)	Teflon (PTFE)	Teflon (PTFE)	Teflon (PTFE)	Teflon (PTFE)
R _{dc} [mΩ/m]	87	87	22	22	10	10	6	6
U rated [V]	80	80	80	80	80	80	80	80
T max. [C°]	90	90	90	90	90	90	90	90
Colour	black	blue	black	blue	black	blue	black	blue
Weight [g/m]	2.2	2.2	9.5	9.5	19.7	19.7	32.2	32.2

Application suggestions	ACW105T-BK	ACW105T-BU	ACW110T-BK	ACW110T-BU	ACW115T-BK	ACW115T-BU	ACW120T-BK	ACW120T-BU
	Loudspeaker Internal Wiring: Tweeter	Loudspeaker Internal Wiring: Tweeter	Loudspeaker Internal Wiring: Tweeter / Mid	Loudspeaker Internal Wiring: Tweeter / Mid	Loudspeaker Internal Wiring: Mid / Woofer	Loudspeaker Internal Wiring: Mid / Woofer	Loudspeaker Internal Wiring: Woofer	Loudspeaker Internal Wiring: Woofer
	Audio Electronics Internal Wiring RCA Cables XLR Cables & more	Audio Electronics Internal Wiring RCA Cables XLR Cables & more	Audio Electronics Internal Wiring Speaker Cables & more	Audio Electronics Internal Wiring Speaker Cables & more	Audio Electronics Internal Wiring Speaker Cables & more	Audio Electronics Internal Wiring Speaker Cables & more	Audio Electronics Internal Wiring Speaker Cables & more	Audio Electronics Internal Wiring Speaker Cables & more

* The Teflon (PTFE) insulation is wrapped around the wire and sintered. This produces a colored and mechanically structured surface. The insulation must not be exposed to high mechanical loads.

Twisted pair - Teflon insulation



	ACW205T-BK/BU	ACW210T-BK/BU	ACW215T-BK/BU	ACW220T-BK/BU
∅ Conductor [mm]	2x 0.5	2x 1.0	2x 1.5	2x 2.0
A Conductor [mm²]	2x 0.10	2x 0.79	2x 1.77	2x 3.14
AWG (ca.)	2x 24	2x 18	2x 15	2x 12
Conductor	Angelique®Copper	Angelique®Copper	Angelique®Copper	Angelique®Copper
∅ Outer [mm]	2x 0.8 +/-0.1	2x 1.4 +/-0.1	2x 1.9 +/-0.1	2x 2.4 +/-0.1
Insulation *	Teflon (PTFE)	Teflon (PTFE)	Teflon (PTFE)	Teflon (PTFE)
R _{dc} [mΩ/m]	2x 87	2x 22	2x 10	2x 6
U rated [V]	80	80	80	80
T max. [C°]	90	90	90	90
Colour	black / blue	black / blue	black / blue	black / blue
Weight [g/m]	4.6	19.8	41.3	67.6
Application suggestions	Loudspeaker Internal Wiring: Tweeter Audio Electronics Internal Wiring RCA Cables XLR Cables & more	Loudspeaker Internal Wiring: Tweeter / Mid Audio Electronics Internal Wiring Speaker Cables & more	Loudspeaker Internal Wiring: Mid / Woofer Audio Electronics Internal Wiring Speaker Cables & more	Loudspeaker Internal Wiring: Woofer Audio Electronics Internal Wiring Speaker Cables & more

* The Teflon (PTFE) insulation is wrapped around the wire and sintered. This produces a colored and mechanically structured surface. The insulation must not be exposed to high mechanical loads.

Available packaging units ex works



ACW105	Length [m]	ACW110	Length [m]	ACW115	Length [m]	ACW120	Length [m]
ACW105-00.120	120	ACW110-00.036	36	ACW115-00.012	12	ACW120-00.012	12
ACW105-01.000	1000	ACW110-00.300	300	ACW115-00.120	120	ACW120-00.080	80
ACW105-03.000	3000	ACW110-01.000	1000	ACW115-00.400	400	ACW120-00.250	250



ACW105T-BK	Length [m]	ACW110T-BK	Length [m]	ACW115T-BK	Length [m]	ACW120T-BK	Length [m]
ACW105T-BK-00.024	24	ACW110T-BK-00.024	24	ACW115T-BK-00.012	12	ACW120T-BK-00.012	12
ACW105T-BK-00.100	100	ACW110T-BK-00.100	100	ACW115T-BK-00.100	100	ACW120T-BK-00.100	100



ACW105T-BU	Length [m]	ACW110T-BU	Length [m]	ACW115T-BU	Length [m]	ACW120T-BU	Length [m]
ACW105T-BU-00.024	24	ACW110T-BU-00.024	24	ACW115T-BU-00.012	12	ACW120T-BU-00.012	12
ACW105T-BU-00.100	100	ACW110T-BU-00.100	100	ACW115T-BU-00.100	100	ACW120T-BU-00.100	100



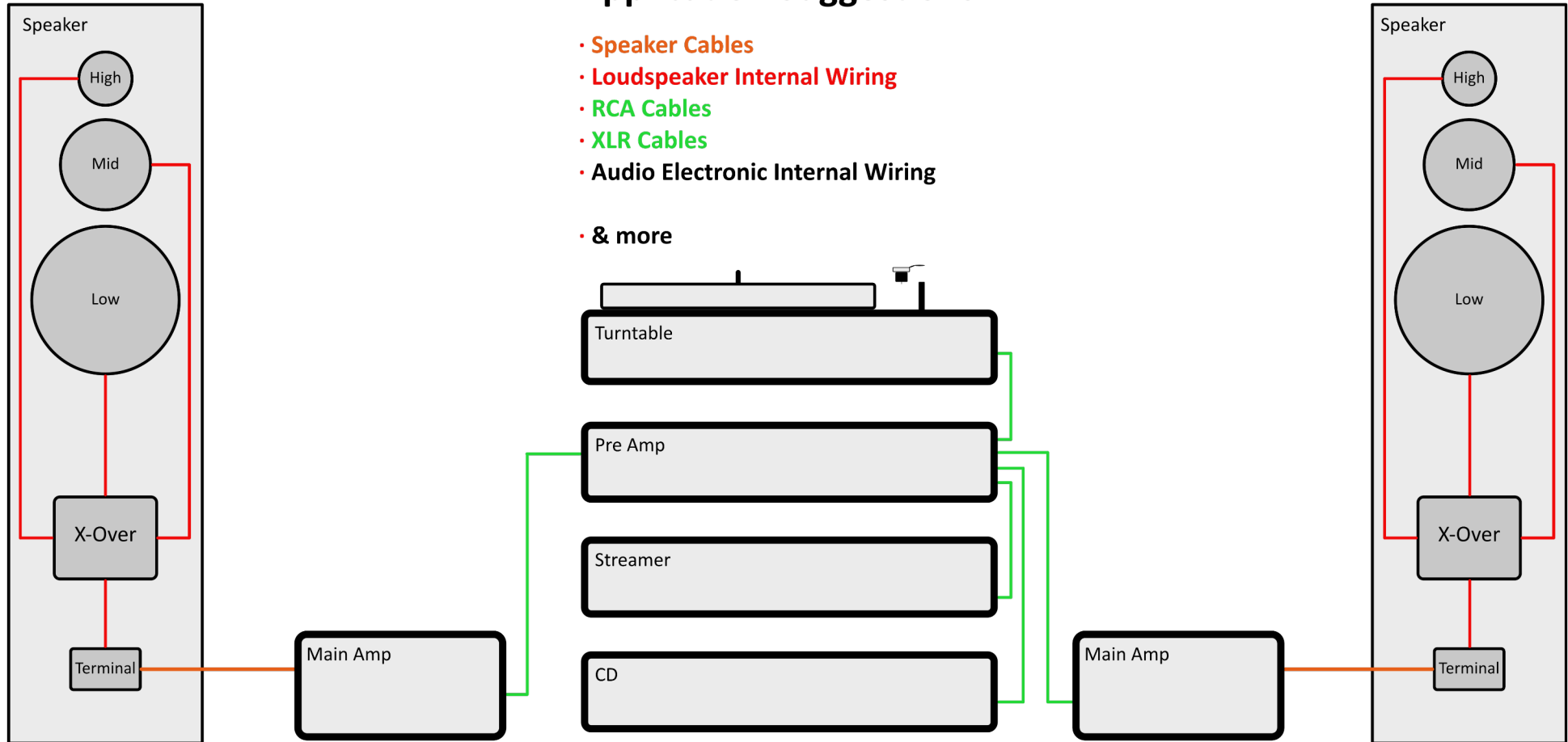
ACW205T-BK/BU	Length [m]	ACW210T-BK/BU	Length [m]	ACW215T-BK/BU	Length [m]	ACW220T-BK/BU	Length [m]
ACW205T-BK/BU-00.024	24	ACW210T-BK/BU-00.024	24	ACW215T-BK/BU-00.012	12	ACW220T-BK/BU-00.012	12
ACW205T-BK/BU-00.100	100	ACW210T-BK/BU-00.100	100	ACW215T-BK/BU-00.100	100	ACW220T-BK/BU-00.100	100

Symbol photos

Application Suggestions

- **Speaker Cables**
- **Loudspeaker Internal Wiring**
- **RCA Cables**
- **XLR Cables**
- **Audio Electronic Internal Wiring**

- **& more**



**M Cap
Audio Capacitors**



**M Resist
Resistors**



**M Coil -
Air Core Inductors**



**M Lytic
Power Capacitors**



Mundorf EB GmbH

Liebigstrasse 110
50823 Cologne
Germany


Fon +49 221 977705 0

info@mundorf.com
www.mundorf.com

**M Coil -
Core Inductors**



**Hifi AMT
Tweeters**




**M Connect
Binding Posts**



M Solder



**M Crossover
Assembling**



**M Silence
Twaron® Damping**



Note: The technical information present was produced with great care. Nevertheless, since errors cannot be ruled out, we would like to point out, that Mundorf EB GmbH does not guarantee the information or take legal responsibility for possible consequences that can be attributed to incorrect information. All rights reserved. Subject to technical changes by us at any time. © Copyright Mundorf EB GmbH 2024