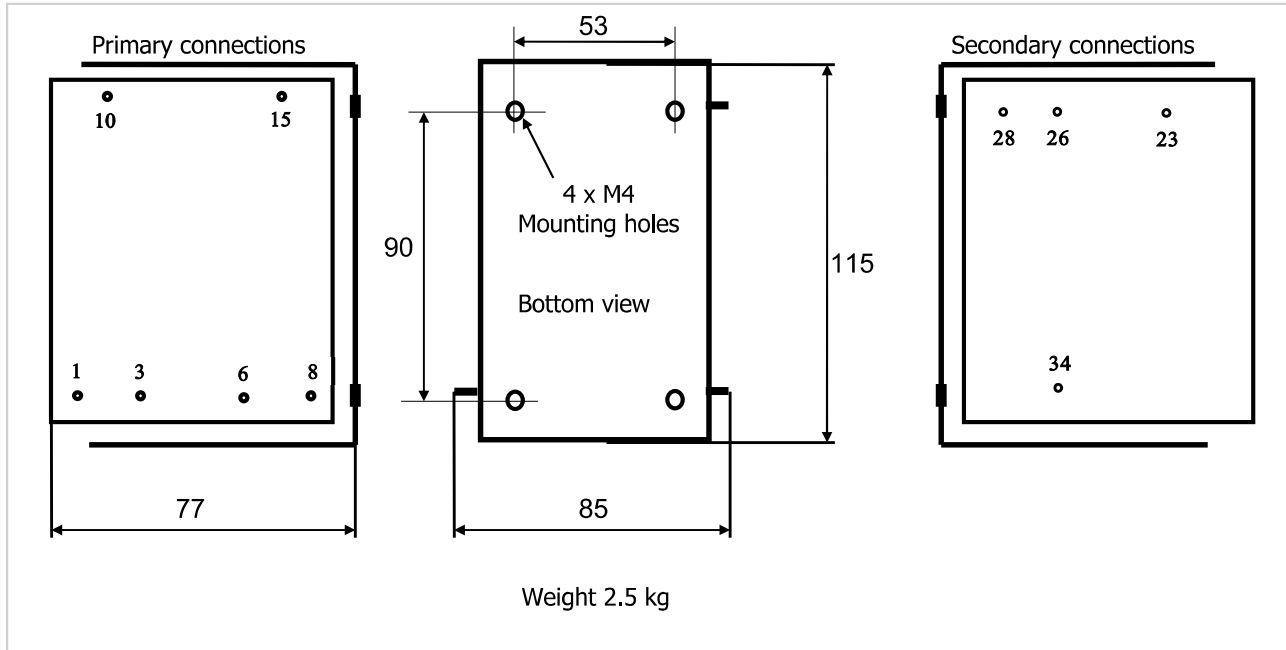


Push-Pull Tube Amplifier Output Transformer LL3723

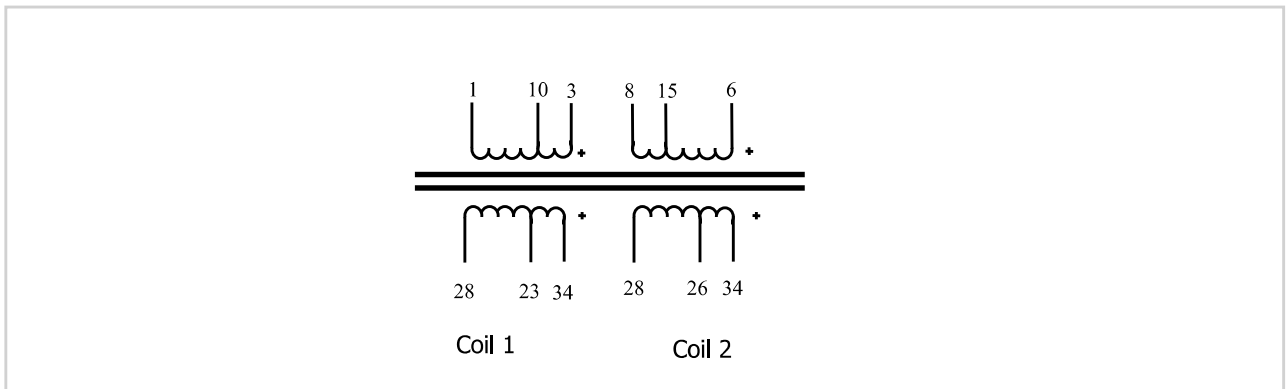
4.3k : 4, 8 ohm

The LL3723 is an output transformer with UL taps for push-pull amplifiers. The transformer is built up from two coils, each consisting of 3 sections, one primary and two secondary sections. The secondary sections are tapped for 4 and 8 ohms load. The windings are arranged to minimize destructive capacitive coupling between primaries and secondaries, and for extremely small phase error between anode and UL tap. The C core is a high-quality grain-oriented silicon steel C-core from our own production.

Physical dimensions, pin and mounting hole layout for LL3723 (all dimensions in mm)



Simplified winding schematics:



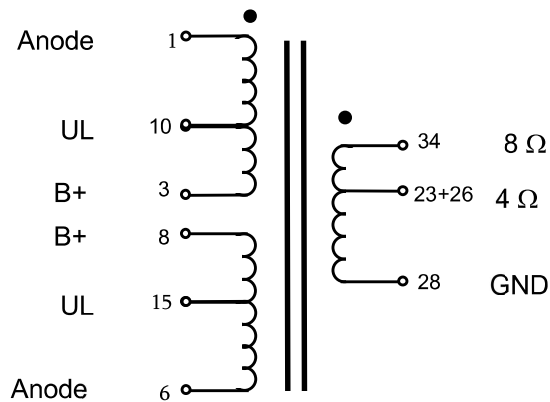
	LL3723
Turns ratio in application	33:1 for 4.3kΩ : 4Ω 22:1 for 4.3kΩ : 8Ω
UL tap	37% from B+
Static resistance of primary (primary windings in series as indicated below)	320 Ω
Static resistance of secondary	0.4 Ω for GND -- 4 Ω 0.8 Ω for GND -- 8 Ω
Primary Inductance	~1000H

LUNDAHL

— TRANSFORMERS —

Primary leakage inductance (primary connected as below, secondary short circuited)	18mH
Max recommended primary DC current through windings (heat dissipation 7W)	150 mA (Max 300mA DC from B+)
Max. primary <u>signal</u> voltage at 30 Hz	850V RMS
Frequency response (source 1.5k, load 8 ohms, ref. 1kHz)	+/- 1dB: 5Hz – 60kHz
Max output power at 30Hz	160W
Signal loss across transformer	1.5 dB

LL3723 connection for Push-Pull



● indicates phase