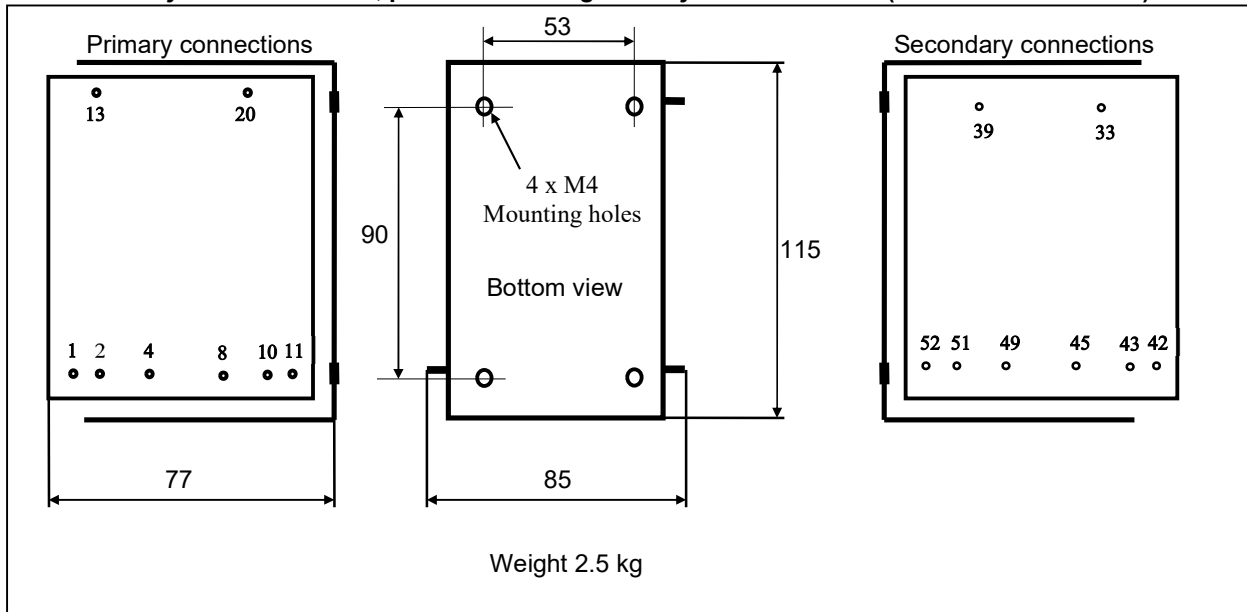


## Tube Amplifier Output Transformer LL2785B

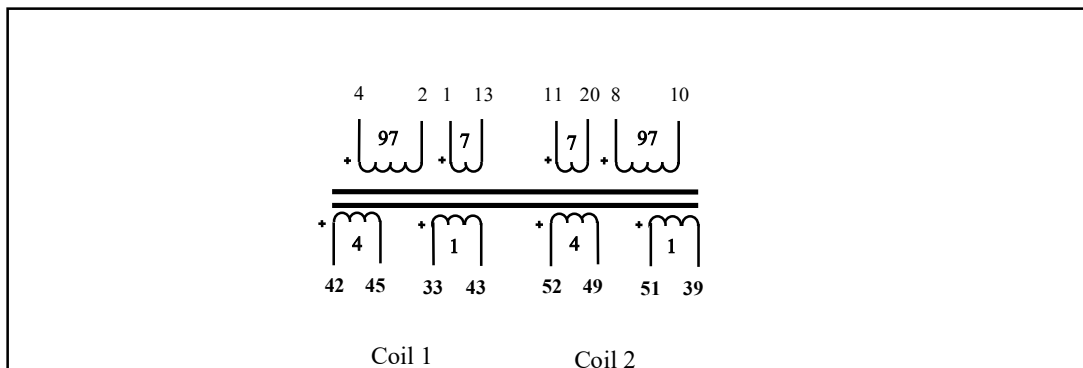
3.4k : 5.8 ohms with 16 ohms / 7% CFB winding.

The LL2785B is an output transformer for single-end tube amplifiers, suitable for the popular 300B electron tube. The transformer is built up from two coils, each consisting of 3 sections. Separate windings are provided for optional cathode feedback connection. The windings are arranged to minimize destructive capacitive coupling between primaries and secondaries. The C core is a high-quality grain oriented silicon steel C-core from our own production.

### Physical dimensions, pin and mounting hole layout for LL2785B (all dimensions in mm)



### Simplified winding schematics:



	LL2785B
<b>Turns ratio in application</b>	104:4 for 3.4kΩ : 5Ω 104:5 for 3.4kΩ : 8Ω
<b>Static resistance of primary</b> (connected as below without CFB)	104 Ω
<b>Static resistance of secondary</b> (connected as below)	0.2 Ω @ 5 Ω configuration 0.25 Ω @ 8 Ω configuration

R250311 PL

# LUNDAHL

TRANSFORMERS

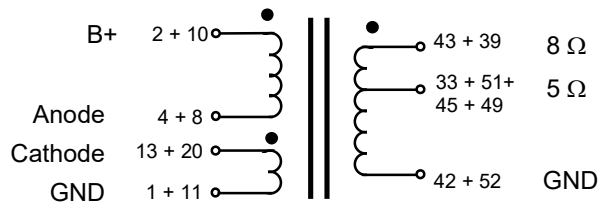
<b>Primary leakage inductance</b> (primary connected as below without CFB, secondary shortcircuited)	12mH
<b>Max recommended primary DC current (heat dissipation 7W)</b>	250 mA
<b>Max. primary signal voltage at 30 Hz</b> Single end applications	220V RMS
<b>Frequency response, LL2785B/60mA</b> (source 1k, load 8 ohms, ref. 1kHz)	+/- 1dB: 11Hz – 40kHz - 3dB at 7Hz and 60kHz
<b>Max output power at 30Hz</b>	16W
<b>Signal loss across transformer, load 8 ohms</b>	0.5 dB

### Primary DC Current Core Air-gap and Primary inductance

	LL2785B/60mA	LL2785B/70mA	LL2785B/90mA
Core Airgap (delta/2)	120µm	130µm	170µm
Single end standing current for 0.9 Tesla (recommended operating point)	60mA	70mA	90mA
Primary inductance	35 H	32H	25H

LL2785B, 3.4k : 5, 8 Ω

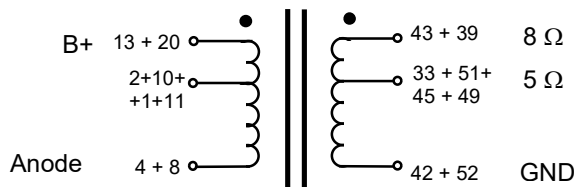
Connection for Single-End output with 16Ω (7%) CFB



● indicates phase

LL2785B, 3.4k : 5, 8 Ω

Connection for Single-End output without CFB



● indicates phase

